


2009-2010 Preliminary ABC and AYP Results

August 2, 2010

2009-2010 Preliminary ABC and AYP Results



Schools of High Growth:

East Montgomery High

Montgomery Learning Academy

Star Elementary



2009-2010 Preliminary ABC and AYP Results



Schools of Growth:

Candor Elementary

East Middle

Green Ridge Elementary


Mount Gilead Elementary

West Middle

West Montgomery High



2009-2010 Preliminary ABC and AYP Results



West Montgomery High School:
School of Distinction
80% Proficient




2009-2010 Preliminary ABC and AYP Results



Montgomery County Schools: District of High Growth



2009-2010 Preliminary ABC and AYP Results



Schools that met AYP:


Candor Elementary (19 of 19 Goals or 100%)

Green Ridge Elementary (21 of 21 Goals or 100%)

Star Elementary (13 of 13 Goals or 100%)



2009-2010 Preliminary ABC and AYP Results



Elementary Schools that did not meet AYP:

**Mount Gilead (16 of 17 Goals or 94.1%) – Goals Missed:
Black Students in Math**

**Page Street (18 of 23 Goals or 78.3%) – Goals Missed:
Students with Disabilities in Reading
All Students in Math**

**Black Students in Math
Economically Disadvantaged Students in Math
Students with Disabilities in Math**

Troy – K-2 Feeder for Page Street

2009-2010 Preliminary ABC and AYP Results



Middle Schools that did not meet AYP:

East Middle (22 of 29 Goals or 75.9%) – Goals Missed:

Student's with Disabilities in Reading

All Students in Math

Black Students in Math

Hispanic Students in Math

Economically Disadvantaged Students in Math

Limited English Proficiency in Math

Students with Disabilities in Math


West Middle (18 of 21 Goals or 85.7%) – Goals Missed:

All Students in Math

Black Students in Reading

Students with Disabilities in Reading

2009-2010 Preliminary ABC and AYP Results



High Schools that did not meet AYP:

**Montgomery Learning Academy (2 of 3 Goals or 66.7%) – Goals Missed:
All Students Math**

**East High (16 of 17 Goals or 94.1%) – Goals Missed:
4-Year Graduation Rate**

**West High (15 of 17 Goals or 88.2%) – Goals Missed:
4-Year Graduation Rate
95% Target for Economically Disadvantaged Students in Reading**

2009-2010 Preliminary ABC and AYP Results



Montgomery County Schools is District of High Growth

Three schools made high growth

Only one school did not make expected growth or higher

Montgomery County Schools met 160 of 180 target goals or 88.8%

Math is the area that prevented schools from making AYP for the most part with the exception of students with disabilities in reading

4-year cohort graduation is an area of needed improvement for high schools

The state's percentage of schools making AYP is lower this year for schools that participate in EOGs due to retesting being counted last year

Making AYP with Safe Harbor this year was difficult because the growth that was made last year with retests being counted for the first time